



Results

17:52:40, 31/07/2016

29/07/2016 16:00 Race 1 K1 Jun Men Heat 1 Short Race 3,43 km

Number	Bib	NF	Name	Time
1	308	48 POR	Luis FERREIRA 1998	15:20.98
2	312	28 GBR	David HATTON 1998	15:42.53 00:21.55
3	301	22 GER	Tobias HEUSER 2000	15:51.72 00:30.74
4	305	8 DEN	Emil SKOVSAER 1998	15:59.38 00:38.40
5	303	16 GER	Eric TROCHA 1998	16:04.08 00:43.10
6	304	21 GER	Sebastian LÜCK 1998	16:04.73 00:43.75
7	306	29 GBR	Luke SHAW 2000	16:10.53 00:49.55
8	309	7 DEN	Christian OLSEN 1999	16:13.70 00:52.72
9	307	1 BEL	Olivier OST 2001	16:23.99 01:03.01
10	310	20 GER	Lukas MÖLLER 1999	16:32.52 01:11.54
11	313	45 POR	Gil FERNANDES 1999	16:38.97 01:17.99
12	302	51 POR	Pedro PAIVA 1999	16:54.50 01:33.52
13	314	6 COL	Samuel MARTINEZ 1998	17:41.42 02:20.44
14	311	46 POR	Gonçalo RAMALHO 1999	20:50.32 05:29.34

3 laps, 2 portages * First 3 to Final + 4 Overall BT

14

29/07/2016 16:30 Race 2 K1 Jun Men Heat 2 Short Race 3,40 km

Number	Bib	NF	Name	Time
1	322	50 POR	Nuno CRUZ 1998	15:23.57
2	332	14 GER	Benedikt KRAFT 1998	15:32.76 00:09.19
3	324	9 DEN	Karl HANSEN 1998	15:34.61 00:11.04
4	330	27 GBR	Christopher CARSON 1998	15:36.36 00:12.79
5	326	30 GBR	Oscar MCKITTRICK 1999	15:41.83 00:18.26





Results

17:52:40, 31/07/2016

29/07/2016 16:30 Race 2 K1 Jun Men Heat 2 Short Race 3,40 km

Number	Bib	NF	Name	Time
6 328	15	GER	Bennet ELLENBERG 2000	15:56.82 00:33.25
7 329	10	DEN	Rasmus MADSEN 1998	16:16.94 00:53.37
8 323	47	POR	Hugo BARROS 1999	16:18.36 00:54.79
9 325	19	GER	Luca JAWOREK 2000	16:19.13 00:55.56
10 321	18	GER	Lasse LAUSBERG 2000	16:24.05 01:00.48
11 334	4	COL	Juan CALDERON 1999	16:46.80 01:23.23
12 327	44	POR	Francisco BARBOSA 1998	16:59.60 01:36.03
13 333	85	POR	Tiago SOUSA 1998	17:04.41 01:40.84
14 331	31	NED	Sjoerd DINGERINK 1998	17:08.02 01:44.45

3 laps, 2 portages * First 3 to Final + 4 Overall BT

14

29/07/2016 17:00 Race 3 C1 Men Heat 1 Short Race 3,40 km

Number	Bib	NF	Name	Time
1 660	315	ESP	Manuel CAMPOS 1985	16:12.99
2 651	213	CZE	Jakub BREZINA 1993 U23	16:21.41 00:08.42
3 654	283	RUS	Roman ERLINEKOV 1984	16:30.27 00:17.28
4 653	265	POR	Fabio LOPES 1993 U23	16:55.86 00:42.87
5 655	276	POR	Nuno BARROS 1981	17:12.38 00:59.39
6 656	231	FRA	Tanguy SOUCHEYRE 1993 U23	17:16.43 01:03.44
7 652	248	HUN	Bence DÓRI 1996 U23	17:31.52 01:18.53
8 659	321	POR	Pedro VIEIRA 1998 U23	18:08.93 01:55.94
9 658	203	COL	Carlos OSPINA 1988	18:51.25 02:38.26
10 657	267	POR	Filipe VIEIRA 1986	DNS















Results

17:52:40, 31/07/2016







29/07/2016 17:00 Race 3 C1 Men Heat 1 Short Race 3,40 km

Number	Bib	NF	Name	Time
3 laps, 2 portages * First 3 to Final + 4 Overall BT				10

29/07/2016 17:30 Race 4 C1 Men Heat 2 Short Race 3,40 km

Number	Bib	NF	Name	Time
1	664	216 CZE	 Václav DUBSKÝ 1989	16:48.66
2	662	252 ITA	 Enrico CALVI 1981	16:52.60 00:03.94
3	663	245 HUN	 Ádám DÓCZÉ 1992	16:59.27 00:10.61
4	667	226 FRA	 Damien MANTOVANI 1986	17:00.80 00:12.14
5	668	239 GER	 Sven TOSCH 1997 U23	17:04.96 00:16.30
6	670	328 COL	 Alejandro RODRIGUEZ	17:39.85 00:51.19
7	666	208 CRO	 Bruno KUMPEZ 1997 U23	18:10.69 01:22.03
8	665	205 COL	 Felipe COLLAZOS 1994 U23	18:20.32 01:31.66
9	661	204 COL	 Felipe OSPINA 1988	18:33.66 01:45.00
10	669	322 POR	 Rui SOARES 1998 U23	19:14.24 02:25.58
3 laps, 2 portages * First 3 to Final + 4 Overall BT				10

29/07/2016 18:00 Race 5 K1 Women Heat 1 Short Race 3,40 km

Number	Bib	NF	Name	Time
1	624	284 SRB	 Kristina BEDEC 1986	15:58.83
2	630	326 GBR	 Lizzie BROUGHTON 1988	16:09.99 00:11.16
3	627	209 CZE	 Anna KOZISKOVA 1986	16:19.28 00:20.45
4	626	217 DEN	 Annemia PRETZMANN 1992	16:22.13 00:23.30
5	623	255 NED	 Eef HAAZE 1982	16:52.86 00:54.03
6	621	210 CZE	 Lenka HROCHOVA 1981	17:13.32 01:14.49





Results

17:52:40, 31/07/2016

29/07/2016 18:00 Race 5 K1 Women Heat 1 Short Race 3,40 km

Number	Bib	NF	Name	Time
7 625	288	SIN	Wei LEE 1987	17:14.63 01:15.80
8 629	262	POR	Marta NOVAL 1989	17:37.27 01:38.44
9 622	201	BEL	Stien VERLINDEN 1981	19:02.14 03:03.31

3 laps, 2 portages * First 3 to Final + 4 Overall BT

9

29/07/2016 18:30 Race 6 K1 Women Heat 2 Short Race 3,40 km

Number	Bib	NF	Name	Time
1 644	243	HUN	Renáta CSAY 1977	16:13.46
2 639	244	HUN	Vanda KISZLI 1993 U23	16:14.33 00:00.87
3 640	260	POR	Joana SOUSA 1991	16:20.57 00:07.11
4 642	249	IRL	Jennifer EGAN 1987	16:22.86 00:09.40
5 636	218	DEN	Emilie ROSENKILDE 1994 U23	16:23.41 00:09.95
6 637	242	HUN	Réka PETO 1997 U23	16:55.13 00:41.67
7 638	319	SWE	Emma ANDERSSON 1987	17:07.71 00:54.25
8 641	232	GER	Pia RUHM 1991	17:38.22 01:24.76
9 645	287	SIN	Jiexian CHEN 1991	18:12.13 01:58.67
10 643	257	POR	Ana CORREIA 1997 U23	DNS

3 laps, 2 portages * First 3 to Final + 4 Overall BT

10

29/07/2016 19:00 Race 7 K1 Men Heat 1 Short Race 3,40 km

Number	Bib	NF	Name	Time
1 717	247	HUN	Adrián BOROS 1990	14:23.88
2 710	246	HUN	Ádám PETRÓ 1995 U23	14:24.42 00:00.54
3 712	253	ITA	Filippo VINCENZI 1992	14:25.19 00:01.31





Results

17:52:40, 31/07/2016

29/07/2016 19:00

Race 7

K1 Men Heat 1 Short Race

3,40 km

Number	Bib	NF	Name	Time
4	708	228 FRA	Jérémy CANDY 1990	14:29.02 00:05.14
5	718	229 FRA	Quentin URBAN 1988	14:37.33 00:13.45
6	713	241 GBR	Nicholas ROMAIN 1995 U23	14:43.45 00:19.57
7	709	278 POR	Nuno HENRIQUES 1975	15:15.61 00:51.73
8	701	237 GER	Leif REH 1997 U23	15:31.36 01:07.48
9	703	268 POR	Francisco AVEIRO 1997 U23	15:40.33 01:16.45
10	704	289 SIN	Guang TEO 1990	15:41.53 01:17.65
11	707	236 GER	Florian WÖLKE 1991	16:17.95 01:54.07
12	711	234 GER	Daniel WÖLKE 1991	16:18.39 01:54.51
13	723	207 COL	Miguel ONATRA 1992	16:18.83 01:54.95
14	724	206 COL	Luis PULIDO 1988	17:09.46 02:45.58
15	721	325 MAR	Kamal ELHOMAS 1996 U23	17:26.64 03:02.76
16	702	264 POR	Alfredo FARIA 1989	DNS
17	705	227 FRA	Edwin LUCAS 1986	DNS
18	706	281 POR	Rodolfo NEVES 1991	DNS
19	714	270 POR	Henrique OLIVEIRA 1997 U23	DNS
20	719	275 POR	Miguel RODRIGUES 1995 U23	DNS
21	720	323 ARG	Franco BALBOA 1994 U23	DNS
22	722	329 POR	Pedro BONITO 1993 U23	DNS

3 laps, 2 portages * First 3 to Final + 4 Overall BT

22





Results

17:52:40, 31/07/2016

29/07/2016 19:30

Race 8

K1 Men Heat 2 Short Race

3,40 km

Number	Bib	NF	Name	Time
1	732	273 POR	 José RAMALHO 1982	14:09.50
2	743	290 RSA	 Andrew BIRKETT 1990	14:09.93 00:00.43
3	733	219 DEN	 Mads PETERSEN 1996 U23	14:10.48 00:00.98
4	734	212 CZE	 Jakub ADAM 1986	14:14.09 00:04.59
5	742	230 FRA	 Stéphane BOULANGER 1987	14:35.86 00:26.36
6	740	221 DEN	 Nicolai BLACH 1988	14:38.92 00:29.42
7	729	285 SRB	 Ervin HOLPERT 1986	14:40.02 00:30.52
8	726	251 ITA	 Alessandro BONACINA 1994 U23	14:49.53 00:40.03
9	745	327 GBR	 Keith MOULE 1980	14:53.25 00:43.75
10	737	254 ITA	 Matteo GRAZIANI 1988	14:55.66 00:46.16
11	730	320 SWE	 Emil THORSTENSSON 1994 U23	15:16.11 01:06.61
12	736	233 GER	 Daniel BERGER 1997 U23	15:19.39 01:09.89
13	728	250 IRL	 Sean MCCARTHY 1994 U23	15:23.00 01:13.50
14	741	211 CZE	 David KOTRC 1992	15:39.95 01:30.45
15	738	235 GER	 Felix RICHTER 1993 U23	15:51.87 01:42.37
16	731	240 GBR	 Michael GOODALL 1985	15:55.48 01:45.98
17	739	238 GER	 Robin NIGBUR 1996 U23	15:59.86 01:50.36
18	735	256 NED	 Ruben FONTAINE 1996 U23	16:28.40 02:18.90
19	727	272 POR	 João CAMPOS 1996 U23	17:50.22 03:40.72
20	744	324 ARG	 Nicolas SALVO 1996 U23	DNS
21	746	330 POR	 Julio MORGADO 1997 U23	DNS

3 laps, 2 portages * First 3 to Final + 4 Overall BT

21





Results

17:52:40, 31/07/2016

30/07/2016 9:30		Race 9		C1 Jun Men Final Short Race	3,40 km
Number	Bib	NF	Name	Time	
1	173	54 POR	Sérgio MACIEL 1998	16:35.38	
2	174	53 POR	Ricardo COELHO 1998	16:54.09 00:18.71	
3	175	42 POR	Duarte SILVA 1999	17:00.16 00:24.78	
4	172	17 GER	Jonas MODE 1999	17:03.83 00:28.45	
5	171	13 GER	Arved HEINE 1999	17:53.07 01:17.69	
6	176	5 COL	Samuel VARGAS 1999	19:43.05 03:07.67	
3 laps, 2 portages					6

30/07/2016 10:00		Race 10		K1 Jun Women Final Short Race	3,40 km
Number	Bib	NF	Name	Time	
1	361	24 GBR	Florence DUFFIELD 2000	17:22.83	
2	360	26 GBR	Harriet QUIGLEY 2000	17:38.07 00:15.24	
3	357	25 GBR	Hafsa KABEER 1999	17:47.76 00:24.93	
4	355	23 GBR	Bronte HOLDEN 2000	17:49.95 00:27.12	
5	351	11 GER	Natalia MENGEDE 2000	18:41.14 01:18.31	
6	354	33 POR	Ana VARUNCA 2000	18:51.70 01:28.87	
7	359	39 POR	Tatiana CAVENA 2001	19:03.13 01:40.30	
8	352	37 POR	Mafalda GERMANO 1999	19:44.56 02:21.73	
9	358	12 GER	Nina ZIVNY 2000	20:25.06 03:02.23	
10	353	40 POR	Vanessa TEIXEIRA 2000	DNS	
11	362	84 POR	Francisa CARVALHO 1999	DNS	
3 laps, 2 portages					11





Results

17:52:40, 31/07/2016

30/07/2016 10:30		Race 11		K1 Jun Men Final Short Race	3,40 km
Number	Bib	NF	Name	Time	
1	308	48 POR	Luis FERREIRA 1998	14:48.33	
2	322	50 POR	Nuno CRUZ 1998	14:49.31 00:00.98	
3	332	14 GER	Benedikt KRAFT 1998	15:06.58 00:18.25	
4	301	22 GER	Tobias HEUSER 2000	15:07.47 00:19.14	
5	312	28 GBR	David HATTON 1998	15:07.80 00:19.47	
6	305	8 DEN	Emil SKOVSAER 1998	15:32.48 00:44.15	
7	326	30 GBR	Oscar MCKITTRICK 1999	15:33.57 00:45.24	
8	324	9 DEN	Karl HANSEN 1998	15:53.09 01:04.76	
9	328	15 GER	Bennet ELLENBERG 2000	15:54.63 01:06.30	
10	330	27 GBR	Christopher CARSON 1998	16:17.98 01:29.65	
3 laps, 2 portages					10

30/07/2016 11:00		Race 12		C1 Men Final Short Race	3,40 km
Number	Bib	NF	Name	Time	
1	660	315 ESP	Manuel CAMPOS 1985	16:02.95	
2	655	276 POR	Nuno BARROS 1981	16:10.65 00:07.70	
3	651	213 CZE	Jakub BREZINA 1993 U23	16:22.04 00:19.09	
4	663	245 HUN	Ádám DÓCZÉ 1992	16:41.16 00:38.21	
5	667	226 FRA	Damien MANTOVANI 1986	16:47.07 00:44.12	
6	654	283 RUS	Roman ERLINEKOV 1984	16:52.33 00:49.38	
7	664	216 CZE	Václav DUBSKÝ 1989	17:12.65 01:09.70	
8	653	265 POR	Fabio LOPES 1993 U23	17:23.15 01:20.20	
9	662	252 ITA	Enrico CALVI 1981	18:06.71 02:03.76	





Results

17:52:40, 31/07/2016











30/07/2016 11:00 Race 12 C1 Men Final Short Race 3,40 km

Number	Bib	NF	Name	Time
10 668	239	GER 	Sven TOSCH 1997 U23	18:09.65 02:06.70

3 laps, 2 portages

10






30/07/2016 11:30 Race 13 K1 Women Final Short Race 3,40 km

Number	Bib	NF	Name	Time
1 624	284	SRB 	Kristina BEDEC 1986	15:49.09
2 630	326	GBR 	Lizzie BROUGHTON 1988	15:51.19 00:02.10
3 639	244	HUN 	Vanda KISZLI 1993 U23	15:53.05 00:03.96
4 644	243	HUN 	Renáta CSAY 1977	16:07.60 00:18.51
5 642	249	IRL 	Jennifer EGAN 1987	16:09.23 00:20.14
6 627	209	CZE 	Anna KOZISKOVA 1986	16:18.14 00:29.05
7 626	217	DEN 	Annemia PRETZMANN 1992	16:19.24 00:30.15
8 636	218	DEN 	Emilie ROSENKILDE 1994 U23	16:48.07 00:58.98
9 623	255	NED 	Eef HAAZE 1982	16:57.86 01:08.77
10 640	260	POR 	Joana SOUSA 1991	17:00.29 01:11.20

3 laps, 2 portages

10

30/07/2016 12:00 Race 14 K1 Men Final Short Race 3,40 km

Number	Bib	NF	Name	Time
1 743	290	RSA 	Andrew BIRKETT 1990	14:13.31
2 732	273	POR 	José RAMALHO 1982	14:17.81 00:04.50
3 717	247	HUN 	Adrián BOROS 1990	14:24.41 00:11.10
4 718	229	FRA 	Quentin URBAN 1988	14:29.37 00:16.06
5 742	230	FRA 	Stéphane BOULANGER 1987	14:32.04 00:18.73





Results

17:52:40, 31/07/2016

30/07/2016 12:00 Race 14 K1 Men Final Short Race 3,40 km

Number	Bib	NF	Name	Time
6 710	246	HUN	Ádám PETRÓ 1995 U23	14:42.49 00:29.18
7 733	219	DEN	Mads PETERSEN 1996 U23	14:43.49 00:30.18
8 734	212	CZE	Jakub ADAM 1986	14:45.47 00:32.16
9 708	228	FRA	Jérémy CANDY 1990	15:05.73 00:52.42
10 712	253	ITA	Filippo VINCENZI 1992	15:20.71 01:07.40

3 laps, 2 portages

10

30/07/2016 12:40 Race 15 C1 Women Final Short Race 3,40 km

Number	Bib	NF	Name	Time
1 214	225	FRA	Pauline MARTIN 1997 U23	20:25.18
2 213	224	FRA	Marine SANSINENA 1991	21:08.40 00:43.22
3 215	263	POR	Rafaela ARAUJO 1997 U23	23:46.23 03:21.05
4 212	258	POR	Ana ESTEVES 1973	24:40.08 04:14.90
5 211	261	POR	Mara GOMES 1999 U23	DNS

3 laps, 2 portages

5

30/07/2016 12:40 Race 16 C1 Jun Women Final Short Race 3,40 km

Number	Bib	NF	Name	Time
1 181	34	POR	Beatriz BARROS 1999	21:59.71
2 182	86	COL	Angie CARDONA	22:20.33 00:20.62
3 184	32	POR	Ana QUINTÃO 1998	23:35.65 01:35.94

3 laps, 2 portages

3





Results

17:52:40, 31/07/2016

31/07/2016 9:15

Race 17

K1 Jun Men

22,50 km

Number	Bib	NF	Name	Time
1	41	50 POR	Nuno CRUZ 1998	1:39:02.48
2	11	48 POR	Luis FERREIRA 1998	1:41:04.65 02:02.17
3	34	66 ESP	Aitor GORROTXATEGI 1998	1:41:53.80 02:51.32
4	39	74 ESP	Francisco CAPÍN 1998	1:41:56.77 02:54.29
5	13	83 ESP	Xabier VELASCO 1998	1:42:15.92 03:13.44
6	24	79 ESP	Raimon GASTALDO 1998	1:42:33.86 03:31.38
7	43	72 ESP	Emilio FERNANDEZ 1998	1:44:18.85 05:16.37
8	17	10 DEN	Rasmus MADSEN 1998	1:44:21.05 05:18.57
9	3	16 GER	Eric TROCHA 1998	1:44:39.54 05:37.06
10	4	69 ESP	Carlos ALONSO 1998	1:44:52.90 05:50.42
11	28	20 GER	Lukas MÖLLER 1999	1:45:00.38 05:57.90
12	44	78 ESP	Miguel SÁNCHEZ 1999	1:45:06.64 06:04.16
13	26	28 GBR	David HATTON 1998	1:45:12.71 06:10.23
14	23	30 GBR	Oscar MCKITTRICK 1999	1:45:27.36 06:24.88
15	35	9 DEN	Karl HANSEN 1998	1:45:41.71 06:39.23
16	12	7 DEN	Christian OLSEN 1999	1:45:50.84 06:48.36
17	37	29 GBR	Luke SHAW 2000	1:45:58.08 06:55.60
18	8	47 POR	Hugo BARROS 1999	1:47:03.64 08:01.16
19	15	8 DEN	Emil SKOVSAGER 1998	1:47:04.07 08:01.59
20	45	85 POR	Tiago SOUSA 1998	1:48:17.75 09:15.27
21	19	1 BEL	Olivier OST 2001	1:48:39.38 09:36.90
22	5	70 ESP	Carlos GÓMEZ 1999	1:49:00.08 09:57.60





Results

17:52:40, 31/07/2016

31/07/2016 9:15

Race 17

K1 Jun Men

22,50 km

Number	Bib	NF	Name	Time
23	20	65 ESP	Adrián GONZÁLEZ 1999	1:49:49.05 10:46.57
24	40	19 GER	Luca JAWOREK 2000	1:49:52.94 10:50.46
25	9	18 GER	Lasse LAUSBERG 2000	1:49:55.06 10:52.58
26	18	77 ESP	Javier SÁNCHEZ 1999	1:50:42.27 11:39.79
27	27	4 COL	Juan CALDERON 1999	1:51:02.09 11:59.61
28	1	52 POR	Ramos JOSÉ 1998	1:51:06.47 12:03.99
29	7	51 POR	Pedro PAIVA 1999	1:51:17.62 12:15.14
30	30	44 POR	Francisco BARBOSA 1998	1:51:45.41 12:42.93
31	31	45 POR	Gil FERNANDES 1999	1:55:22.63 16:20.15
32	25	6 COL	Samuel MARTINEZ 1998	1:55:31.66 16:29.18
33	42	68 ESP	Brayhan VINASCO 1998	1:56:10.18 17:07.70
34	10	31 NED	Sjoerd DINGERINK 1998	1:57:06.77 18:04.29
35	6	46 POR	Gonçalo RAMALHO 1999	2:03:26.61 24:24.13
36	2	15 GER	Bennet ELLENBERG 2000	DNF
37	14	22 GER	Tobias HEUSER 2000	DNF
38	16	80 ESP	Rubén MUÑOZ 1999	DNF
39	21	73 ESP	Eneko EGIGUREN 1998	DNF
40	22	76 ESP	Iván RIBERA 1998	DNF
41	32	21 GER	Sebsatian LÜCK 1998	DNF
42	36	67 ESP	Alejandro GORDO 1999	DNF
43	29	41 POR	Adriano CONCEIÇÃO 1999	DNS
44	33	14 GER	Benedikt KRAFT 1998	DNS





Results

17:52:40, 31/07/2016

31/07/2016 9:15

Race 17

K1 Jun Men

22,50 km

Number	Bib	NF	Name	Time
45	38	27 GBR	Christopher CARSON 1998	DNS

6 laps, 5 portages

45

31/07/2016 9:18

Race 18

K1 Jun Women

18,90 km

Number	Bib	NF	Name	Time
1	71	35 POR	Inês COSTA 1999	1:36:56.33
2	76	84 POR	Francisa CARVALHO 1999	1:37:00.27 00:03.94
3	59	62 ESP	Nora REY 1999	1:37:08.23 00:11.90
4	68	26 GBR	Harriet QUIGLEY 2000	1:37:31.92 00:35.59
5	54	61 ESP	Nerea HIDALGO 1999	1:38:18.27 01:21.94
6	53	63 ESP	Tania PROL 1999	1:39:09.47 02:13.14
7	67	38 POR	Rita FERNANDES 1999	1:39:18.57 02:22.24
8	57	64 ESP	Teresa TIRADO 1999	1:39:45.01 02:48.68
9	60	60 ESP	María LÓPEZ 1999	1:39:46.97 02:50.64
10	52	36 POR	Inês PEIXOTO 1999	1:40:04.39 03:08.06
11	65	25 GBR	Hafsa KABEER 1999	1:40:10.44 03:14.11
12	55	58 ESP	Fátima ORDÓÑEZ 1999	1:40:38.41 03:42.08
13	64	57 ESP	Catuxa FABEIRO 1999	1:42:14.15 05:17.82
14	63	59 ESP	Haizea CRUZ 1999	1:42:24.27 05:27.94
15	69	12 GER	Nina ZIVNY 2000	1:44:57.99 08:01.66
16	58	24 GBR	Florence DUFFIELD 2000	1:45:48.47 08:52.14
17	61	23 GBR	Bronte HOLDEN 2000	1:45:49.24 08:52.91
18	70	11 GER	Natalia MENGEDE 2000	1:46:04.24 09:07.91





Results

17:52:40, 31/07/2016

31/07/2016 9:18 Race 18 K1 Jun Women 18,90 km

Number	Bib	NF	Name	Time
19	62	37 POR	Mafalda GERMANO 1999	1:46:35.16 09:38.83
20	51	56 ESP	Carmen OLIVARES 1999	1:47:30.46 10:34.13
21	74	33 POR	Ana VARUNCA 2000	1:51:15.50 14:19.17
22	73	55 ESP	Arantza TOLEDO 1999	DSQ
23	75	40 POR	Vanessa TEIXEIRA 2000	DNS

5 laps, 4 portages

23

31/07/2016 9:25 Race 19 C1 Jun Men 18,90 km

Number	Bib	NF	Name	Time
1	111	49 POR	Marco APURA 1998	1:34:20.39
2	109	53 POR	Ricardo COELHO 1998	1:34:22.60 00:02.21
3	102	54 POR	Sérgio MACIEL 1998	1:35:02.59 00:42.20
4	101	82 ESP	Sergio HENARES 1998	1:37:00.28 02:39.89
5	110	42 POR	Duarte SILVA 1999	1:37:49.73 03:29.34
6	103	75 ESP	Francisco MORENO 1998	1:39:34.53 05:14.14
7	105	17 GER	Jonas MODE 1999	1:39:39.48 05:19.09
8	108	13 GER	Arved HEINE 1999	1:40:52.81 06:32.42
9	107	81 ESP	Samuel ALCALDE 1998	1:42:22.74 08:02.35
10	106	43 POR	Fábio GARROCINHO 1998	1:42:40.56 08:20.17
11	104	71 ESP	David BLANCO 1999	1:42:57.08 08:36.69
12	113	322 POR	Rui SOARES 1998	1:49:02.37 14:41.98
13	112	5 COL	Samuel VARGAS 1999	1:50:01.64 15:41.25

4 laps, 3 portages

13





Results

17:52:40, 31/07/2016

31/07/2016 11:05 Race 20 C1 Jun Women 15,30 km

Number	Bib	NF	Name	Time
1	132	86 COL	Angie CARDONA	1:34:49.74
2	131	34 POR	Beatriz BARROS 1999	1:41:21.54 06:31.80
3	134	32 POR	Ana QUINTÃO 1998	1:52:34.55 17:44.81

4 laps, 3 portages

3

31/07/2016 11:05 Race 21 C1 Women 18,90 km

Number	Bib	NF	Name	Time
1	540	224 FRA	Marine SANSINENA 1991	1:53:08.35
2	538	225 FRA	Pauline MARTIN 1997 U23	1:54:11.46 01:03.11
3	539	297 ESP	Patricia COCO 1991	2:05:57.51 12:49.16
4	537	261 POR	Mara GOMES 1999 U23	2:10:46.84 17:38.49
5	536	263 POR	Rafaela ARAUJO 1997 U23	2:13:15.10 20:06.75
6	541	258 POR	Ana ESTEVES 1973	DNS

5 laps, 4 portages

6

31/07/2016 11:15 Race 22 K1 Women 26,10 km

Number	Bib	NF	Name	Time
1	466	243 HUN	Renáta CSAY 1977	2:02:24.57
2	473	284 SRB	Kristina BEDEC 1986	2:03:17.94 00:53.37
3	477	326 GBR	Lizzie BROUGHTON 1988	2:04:30.13 02:05.56
4	462	209 CZE	Anna KOZISKOVA 1986	2:04:37.24 02:12.67
5	458	249 IRL	Jennifer EGAN 1987	2:06:04.65 03:40.08
6	468	244 HUN	Vanda KISZLI 1993 U23	2:06:44.13 04:19.56
7	455	295 ESP	Nuria VILLACE 1990	2:08:05.68 05:41.11





Results

17:52:40, 31/07/2016

31/07/2016 11:15

Race 22

K1 Women

26,10 km

Number	Bib	NF	Name	Time
8	469	260 POR	 Joana SOUSA 1991	2:08:16.95 05:52.38
9	459	291 ESP	 Aurora FIGUERAS 1990	2:08:36.96 06:12.39
10	456	242 HUN	 Réka PET? 1997 U23	2:09:10.54 06:45.97
11	463	319 SWE	 Emma ANDERSSON 1987	2:09:52.35 07:27.78
12	476	298 ESP	 Tania ÁLVAREZ 1994 U23	2:11:16.90 08:52.33
13	452	255 NED	 Eef HAAZE 1982	2:11:45.45 09:20.88
14	470	218 DEN	 Emilie ROSENKILDE 1994 U23	2:12:31.07 10:06.50
15	464	293 ESP	 Irati IRURETA 1997 U23	2:16:10.81 13:46.24
16	451	210 CZE	 Lenka HROCHOVA 1981	2:17:32.85 15:08.28
17	461	292 ESP	 Eukene SÁEZ 1985	2:18:01.73 15:37.16
18	454	232 GER	 Pia RUHM 1991	2:21:15.64 18:51.07
19	475	262 POR	 Marta NOVAL 1989	2:21:38.40 19:13.83
20	474	286 SIN	 Jia SAW 1992	2:21:56.45 19:31.88
21	453	296 ESP	 Olatz ZABALA 1992	DNF
22	460	259 POR	 Ana VALENTIM 1977	DNF
23	465	217 DEN	 Annemia PRETZMANN 1992	DNF
24	467	294 ESP	 Lucía OLMEDO 1994 U23	DNF
25	471	201 BEL	 Stien VERLINDEN 1981	DNF
26	472	257 POR	 Ana CORREIA 1997 U23	DNF

7 laps, 6 portages

26





Results

17:52:40, 31/07/2016

31/07/2016 11:20

Race 23

C1 Men

26,10 km

Number	Bib	NF	Name	Time
1	505	315 ESP	Manuel CAMPOS 1985	2:05:55.28
2	513	306 ESP	Diego ROMERO 1990	2:06:02.93 00:07.65
3	523	282 POR	Rui LACERDA 1991	2:06:49.30 00:54.02
4	501	245 HUN	Ádám DÓCZÉ 1992	2:10:15.38 04:20.10
5	504	283 RUS	Roman ERLINEKOV 1984	2:10:28.73 04:33.45
6	519	305 ESP	David MOSQUERA 1978	2:11:14.01 05:18.73
7	517	276 POR	Nuno BARROS 1981	2:11:24.95 05:29.67
8	507	265 POR	Fabio LOPES 1993 U23	2:11:37.85 05:42.57
9	525	252 ITA	Enrico CALVI 1981	2:13:04.26 07:08.98
10	506	267 POR	Filipe VIEIRA 1986	2:13:32.04 07:36.76
11	518	216 CZE	Václav DUBSKÝ 1989	2:13:54.35 07:59.07
12	522	226 FRA	Damien MANTOVANI 1986	2:14:27.93 08:32.65
13	529	312 ESP	José SÁNCHEZ 1984	2:15:18.69 09:23.41
14	515	316 ESP	Miguel FERNÁNDEZ 1979	2:15:20.01 09:24.73
15	509	231 FRA	Tanguy SOUCHEYRE 1993 U23	2:16:15.02 10:19.74
16	516	307 ESP	Diego SUÁREZ 1984	2:17:03.37 11:08.09
17	527	309 ESP	Ignacio MOYA 1997 U23	2:17:59.59 12:04.31
18	512	239 GER	Sven TOSCH 1997 U23	2:18:35.79 12:40.51
19	508	208 CRO	Bruno KUMPEZ 1997 U23	2:21:02.51 15:07.23
20	514	321 POR	Pedro VIEIRA 1998 U23	2:23:56.74 18:01.46
21	531	328 COL	Alejandro RODRIGUEZ	2:24:35.35 18:40.07
22	521	203 COL	Carlos OSPINA 1988	2:25:10.67 19:15.39





Results

17:52:40, 31/07/2016

31/07/2016 11:20

Race 23

C1 Men

26,10 km

Number	Bib	NF	Name	Time
23 524	205	COL	 Felipe COLLAZOS 1994 U23	2:27:07.91 21:12.63
24 510	204	COL	 Felipe OSPINA 1988	2:30:06.40 24:11.12
25 502	310	ESP	 Imanol PÉREZ 1994 U23	DNF
26 520	248	HUN	 Bence DÓRI 1996 U23	DNF
27 526	213	CZE	 Jakub BREZINA 1993 U23	DNF
28 503	314	ESP	 Manuel CONS 1995 U23	DNS
29 511	303	ESP	 Damián QUINTANS 1996 U23	DNS
30 528	271	POR	 João AMORIM 1997 U23	DNS

7 laps, 6 portages

30

31/07/2016 14:30

Race 24

K1 Men

29,70 km

Number	Bib	NF	Name	Time
1 577	290	RSA	 Andrew BIRKETT 1990	2:10:46.55
2 572	273	POR	 José RAMALHO 1982	2:10:48.74 00:02.19
3 553	247	HUN	 Adrián BOROS 1990	2:11:14.99 00:28.44
4 559	230	FRA	 Stéphane BOULANGER 1987	2:11:50.32 01:03.77
5 603	264	POR	 Alfredo FARIA 1989	2:11:53.27 01:06.72
6 555	212	CZE	 Jakub ADAM 1986	2:12:09.90 01:23.35
7 560	253	ITA	 Filippo VINCENZI 1992	2:12:12.63 01:26.08
8 599	229	FRA	 Quentin URBAN 1988	2:13:15.41 02:28.86
9 602	308	ESP	 Guillermo LEÓN 1991	2:13:44.14 02:57.59
10 573	254	ITA	 Matteo GRAZIANI 1988	2:13:52.90 03:06.35
11 567	301	ESP	 Antonio PALMÁS 1985	2:14:21.44 03:34.89





Results

17:52:40, 31/07/2016

31/07/2016 14:30

Race 24

K1 Men

29,70 km

Number	Bib	NF	Name	Time
12 610	327	GBR	 Keith MOULE 1980	2:14:26.14 03:39.59
13 600	281	POR	 Rodolfo NEVES 1991	2:15:13.74 04:27.19
14 570	285	SRB	 Ervin HOLPERT 1986	2:15:48.32 05:01.77
15 552	278	POR	 Nuno HENRIQUES 1975	2:18:11.71 07:25.16
16 558	211	CZE	 David KOTRC 1992	2:18:12.25 07:25.70
17 594	304	ESP	 David FLECHA 1984	2:19:09.36 08:22.81
18 583	215	CZE	 Matous PAVLIK 1988	2:21:29.72 10:43.17
19 598	236	GER	 Florian WÖLKE 1991	2:22:32.25 11:45.70
20 571	240	GBR	 Michael GOODALL 1985	2:22:44.07 11:57.52
21 556	277	POR	 Nuno BRANDÃO 1974	2:26:44.22 15:57.67
22 580	202	BEL	 Jonathan RENARD 1987	2:28:02.11 17:15.56
23 581	207	COL	 Miguel ONATRA 1992	2:29:15.10 18:28.55
24 605	206	COL	 Luis PULIDO 1988	2:32:50.36 22:03.81
25 597	279	POR	 Nuno SILVA 1984	DSQ
26 557	280	POR	 Roberto MARTINS 1991	DNF
27 562	228	FRA	 Jérémy CANDY 1990	DNF
28 575	221	DEN	 Nicolai BLACH 1988	DNF
29 578	302	ESP	 Brais SÁNCHEZ 1987	DNF
30 588	234	GER	 Daniel WÖLKE 1991	DNF
31 606	222	DEN	 Nils BOE 1990	DNF
32 611	246	HUN	 Ádám PETRÓ 1995 U23	DNF
33 707	219	DEN	 Mads PETERSEN 1996 U23	DNF





Results

17:52:40, 31/07/2016

31/07/2016 14:30

Race 24

K1 Men

29,70 km

Number	Bib	NF	Name	Time
34 591	227	FRA	 Edwin LUCAS 1986	DNS
35 592	220	DEN	 Martin FRIDERICHSEN 1992	DNS

8 laps, 7 portages

35

31/07/2016 14:35

Race 25

K1 U23 Men

29,70 km

Number	Bib	NF	Name	Time
1 722	300	ESP	 Alberto PLAZA 1995	1:55:49.04
2 701	235	GER	 Felix RICHTER 1993	1:56:49.97 01:00.93
3 713	275	POR	 Miguel RODRIGUES 1995	1:57:23.01 01:33.97
4 719	299	ESP	 Adrián MARTÍN 1993	1:57:32.30 01:43.26
5 718	251	ITA	 Alessandro BONACINA 1994	1:58:04.24 02:15.20
6 704	320	SWE	 Emil THORSTENSSON 1994	1:59:14.91 03:25.87
7 709	241	GBR	 Nicholas ROMAIN 1995	1:59:16.33 03:27.29
8 728	329	POR	 Pedro BONITO 1993	1:59:40.62 03:51.58
9 700	266	POR	 Fábio CAMEIRA 1995	2:01:19.61 05:30.57
10 710	318	ESP	 Pol BUSQUETS 1996	2:02:16.05 06:27.01
11 711	317	ESP	 Pablo SOLARES 1995	2:02:18.68 06:29.64
12 724	250	IRL	 Sean MCCARTHY 1994	2:02:20.21 06:31.17
13 716	313	ESP	 José ESTEVEZ 1993	2:06:28.62 10:39.58
14 706	272	POR	 João CAMPOS 1996	2:06:35.40 10:46.36
15 708	233	GER	 Daniel BERGER 1997	2:08:10.33 12:21.29
16 720	237	GER	 Leif REH 1997	2:08:17.88 12:28.84
17 712	269	POR	 Henrique CERQUEIRA 1997	2:08:29.15 12:40.11





Results


17:52:40, 31/07/2016

31/07/2016 14:35

Race 25

K1 U23 Men

29,70 km

Number	Bib	NF	Name	Time
18 714	270	POR	 Henrique OLIVEIRA 1997	2:08:44.79 12:55.75
19 703	238	GER	 Robin NIGBUR 1996	2:10:26.59 14:37.55
20 729	330	POR	 Julio MORGADO 1997	2:12:15.54 16:26.50
21 717	268	POR	 Francisco AVEIRO 1997	2:12:16.85 16:27.81
22 715	256	NED	 Ruben FONTAINE 1996	DNF
23 721	311	ESP	 Ion CARBALLO 1994	DNF
24 725	323	ARG	 Franco BALBOA 1994	DNF
25 727	325	MAR	 Kamal ELHOMAS 1996	DNF
26 723	274	POR	 José TEIXEIRA 1994	DNS
27 726	324	ARG	 Nicolas SALVO 1996	DNS

7 laps, 6 portages

27

